



Shrewsbury Road, Church Stretton Telephone 01694 722209
 Shropshire, SY6 6EX E admin@csschool.co.uk
www.churchstretton.shropshire.sch.uk



Headteacher: Mr J Parr BA Hons

Monday, 20 November 2023

Dear Parents and Carers,

Year 7 Target setting

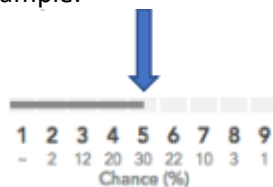
When a student joins Church Stretton School, they come to us with data that is taken from their previous school. This comes in the form of scaled scores out of 120 and Teacher Assessments in Reading, Writing, Maths and Science. A student’s scaled score is based on the marks they achieve in their KS2 SATs (Standard Assessment Tasks). A scaled score of 100 will always represent the national expected standard.

We use an organisation called Fischer Family Trust (FFT) to produce subject targets based on performance at Key Stage 2. FFT process in excess of 14 billion pieces of data to arrive at estimates. FFT profiles the student and produces an estimate based on what similar students with similar KS2 scores went on to achieve at the end of Year 11. Similar students are identified by their:

- Prior attainment (their Key Stage assessments)
- Gender
- Month of birth

The estimates provided by FFT, used by many schools nationally, detail the percentage chance of the student achieving each GCSE grade from 1-9 in each individual subject.

Example:



This student would be set a target of 5 as this is the statistically most likely grade with a 30% chance. However, there is a 36% chance that he/she will get a higher grade and a 34% chance of a lower grade.

We have used this information to set targets that are aspirational and would represent progress in line with or better than the top 20% of students nationally with similar KS2 starting points. These targets are now visible to Staff, Students and Parents on Go4Schools and an explanation of what the 9-1 grades mean can be found [here](#).

I have included user guides, providing step-by-step instructions for logging on to the Go4Schools website and the mobile app, appendix 1. Parents and students must set up their own separate accounts with Go4Schools and not share one. This is because links to relevant information may differ on students’ and parents’ pages. Without both account types, valuable information might be missed.

The target grades will allow us to provide you with updates on your child’s progress, using the tracking system in Go4Schools, which uses a traffic light system. Red is for two or more grades below target, amber is one grade below target, and green for on target. There is a fourth colour, blue, that indicates above target (where possible).

Target grades do not limit progress or the chances of a student achieving any of the GCSE 9-1 grades, it is very much possible for students to be working above their target. This does not mean their target grade needs to be adjusted but that the students in question should be encouraged to continue to always try their absolute best.

Staff will be carrying out regular assessments and reporting currently on track for grades, which are used to indicate the grade students could achieve if they continued to work at this current level. A student's final GCSE grades could be different to these currently on track for grade, as the outcome is dependent on how a student performs in their final GCSE examinations. Further details can be found in the school's [Assessment and Feedback policy](#). Staff will regularly report student's assessment results, currently on track for grades and an Attitude to Learning grade, which will give you an insight into how your child is working in lessons. This will be reported to you by the Head of each subject making the data visible within their subject mark books on Go4Schools when they have identified that the data is ready to be viewed.

The four Attitude to Learning categories are:

Outstanding = He/she consistently displays a thirst for knowledge and love of learning, including independent, group and whole class work, which has a very strong impact on their progress in the lesson.

Good = His/her attitude to all aspects of learning including whole class work, group work or when working on their own are consistently positive and have a good impact on the progress they make.

Requires improvement = His/her attitude to aspects of learning are inconsistent in class, group or when working on their own, which impacts on the progress they should be making.

Inadequate = His/her lack of engagement and persistent low-level disruption of learning contributes to their reduced learning and progress.

The staff at Church Stretton School are committed to ensuring that all students can achieve the absolute best outcomes, regardless of what their target grade is and will do all that they can to ensure students meet or surpass their target grade in partnership with students, parents, and carers. We held an assembly for Year 7 students on Monday 20th November to explain how their targets were estimated and how they will be used to help students first achieve, and then hopefully surpass their target grades.

Yours sincerely,

Mr Dan Bird
Assistant Headteacher

USING GO 4 SCHOOLS A GUIDE FOR PARENTS AND STUDENTS

Go4Schools is an online system that allows parents and students to access information about academic data, timetables, homework, attendance, and behaviour. This information is live so that means all the details are constantly updated.

To access Go4Schools you will need to visit www.go4schools.com or you can use the link on the Church Stretton School website www.churchstretton.shropshire.sch.uk (under the 'Parent' and 'Student' tabs).

You can install the **mobile app** either from Google Play or the App Store. You will receive a separate document with instructions for downloading and using this app.

Parents and students should set up their own **separate accounts** with Go 4 Schools and not share one. This is because links to relevant information may differ on students' and parents' pages. Without both account types, valuable information might be missed.

LOGGING IN

To access the system, open the Go 4 Schools web page www.go4schools.com. Under the 'Login' tab, you can choose from 'student' or 'parent':



The screenshot shows the Go 4 Schools website homepage. At the top, there is a dark navigation bar with the Go 4 Schools logo on the left, and links for 'Starter version', 'Modules', 'MIS', and 'Engage/CPD' in the center. On the right side of the navigation bar are two orange buttons: 'Login' and 'Contact us'. Below the navigation bar, the main content area features the heading 'Welcome to GO 4 Schools' in green. Underneath, there is a paragraph: 'Your school can make better decisions with information that is accurate, up to date, complete, at the right level of detail – and at your fingertips.' This is followed by another paragraph: 'GO 4 Schools helps you achieve this. It's the efficient, joined-up, smart way to work.' To the right of the text is an illustration of a laptop displaying a dashboard with a user profile icon, a calendar, and a list of items. Next to the laptop is a white coffee cup on a saucer with a spoon, and a clipboard with a checklist.

This will take you to the Login page where you can enter your email address (parents - this will need to be the one that you **supplied to school**, students – this will need to be the one **supplied to you by school**).

Start here if you have logged in before

↓ Start here if you have not logged in before ↑

Welcome!

This is the GO 4 Schools login page for Parents and Guardians

In order to login, you will need to use the email address that your child's school holds for you.

If you don't have a password yet, or have forgotten your password, you can request a password reset email using the [First-time User?](#) and [Forgotten your Password?](#) links.

If you are having problems logging on, please contact your child's school.

Important notice about Microsoft Internet Explorer 11

Email address:	<input type="text"/>
Password:	<input type="password"/>
<input type="checkbox"/>	Remember my email address
<input type="button" value="Sign in"/>	

[First-time User?](#)

[Forgotten your Password?](#)

If you are **new to Go 4 Schools**, click the '[First-time User](#)' tab and then enter your email address and click '[New password](#)'. A password will be sent to your email address.

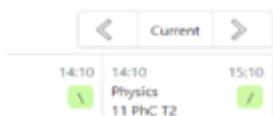
If you have **forgotten your password**, enter your email address and Go 4 Schools will send you an email with a new one.

You can **change your password** by clicking '[My Settings](#)' on your homepage once you are logged in.



HOMEPAGE

When you log in, you will be taken to your homepage. The icons on the top left are all links to various parts of the page and if you hover your cursor over the icons, their titles will appear. The home page has an overview section which provides details of the student's timetable for the day, attendance and behaviour data and homework tasks. You can click on any of these titles for more information or to see the full timetable.



TIMETABLE

On the timetable page, if you want to view the **following week**, click on the right-facing arrow next to 'Current' at the top right of the table. The left-facing arrow will take you back a week.

HOMEWORK

Ongoing

Depending on the nature of the homework task, items will stay on the list between 1 - 1 days.

Due	Subject	Task	Status	Grade / Mark
13 Sep 2021	Physics 11 PhC T2, 11C, Ph1	06.09.21 SP6a Atomic models 11T2 Guidance time: 20 min.	No Status	n/a

In this section, you can see when homework is due, when it was set, guidance time for completion and the subject and title of the homework. Clicking on a homework title will enable you to see full instructions for a task.

PROGRESS


The 'Progress' page shows subjects alongside the student's **target** grade. The '**Target**' grade is generated from validated data based on both national and the individual student's previous performance. Where appropriate, the column headed '**Current**' is live and changes each time an assessment is added. This means that this information is always up to date.

A table at the bottom of the page provides details of key grades achieved. These are typically results from externally set exams or tests.

REPORTS

A **written report** containing teachers' comments is provided annually. Parents are notified by email when this is available. Reports can be accessed from the tab on the homepage underneath the 'Progress' tab. Reports cannot be viewed on the mobile app, to view reports you must login to the full website.

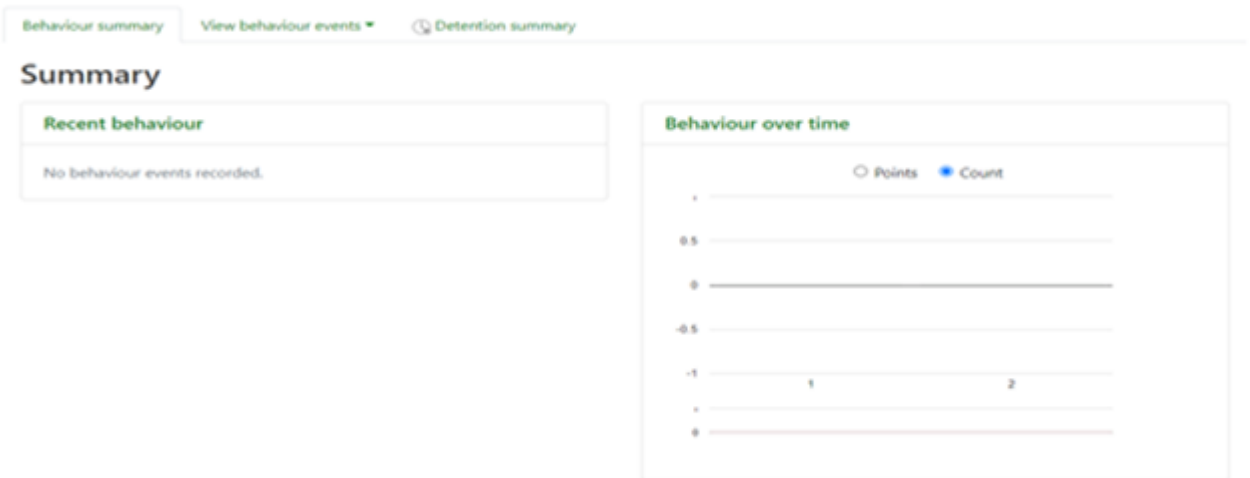
ATTENDANCE



This box provides a summary of the student's **attendance** up to and including the previous school day.

BEHAVIOUR

This section provides information about house points (awarded for positive behaviour) and detentions (sanctions for poor behaviour). The tabs at the top can be used to view behaviour events.



USING GO 4 SCHOOLS MOBILE APP A GUIDE FOR PARENTS AND STUDENTS

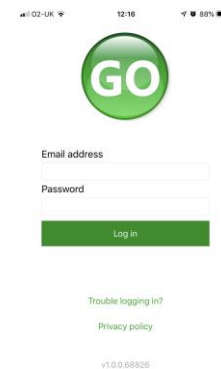
How to get the App

The App is completely free of charge to both parents and students, where the school has a subscription to the GO 4 Schools App module and can be downloaded from:

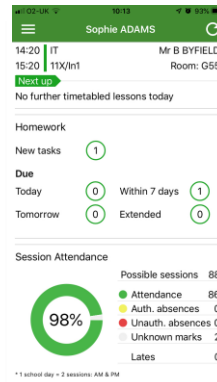


How to log in to the App

1. Tap on the App to open.
2. Type in your email address and password. *This is the same email address and password you use to log into the GO 4 Schools website.*
3. Click on "log in". *If you are a first-time user, you will need to log into the website first to receive your password.*



The homepage shows a student's current timetable and overview of the status of their homework. Tap on the timetable or homework to view more information.



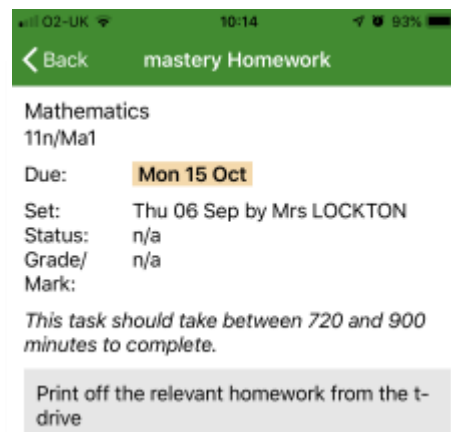
How to view your child's homework

The homework card allows you to filter by ongoing, extended, pending, and homework history.

Tap on the specific homework you wish to view.

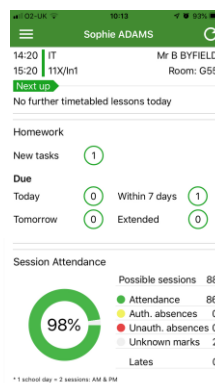


Detailed homework information is visible with attachments and weblinks. If the school tracks homework you can see when a class teacher has ticked off the completion of Homework tasks or marks if the work has been assessed.

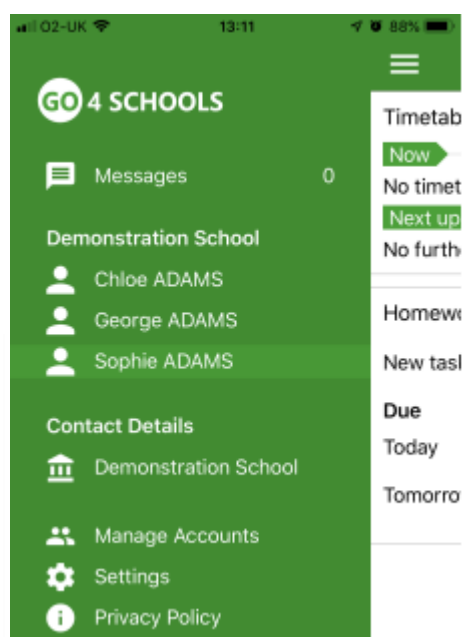


How to view your messages

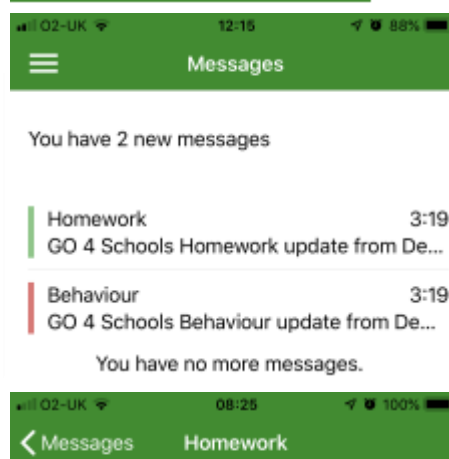
Tap on the menu in the top-left corner to access messages and settings.



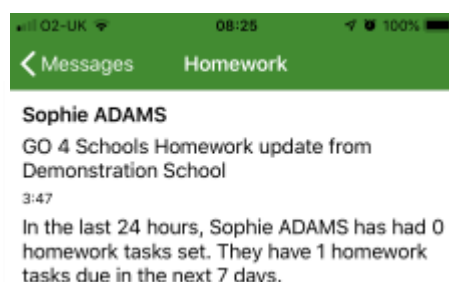
From the menu you can view messages, or swap between schools and select individual students with GO 4 Schools accounts. Your settings can also be accessed from this menu.



In the message inbox tap on the message for more detail. Your messages will be organised by date order and titled by areas such as Homework and Behaviour.

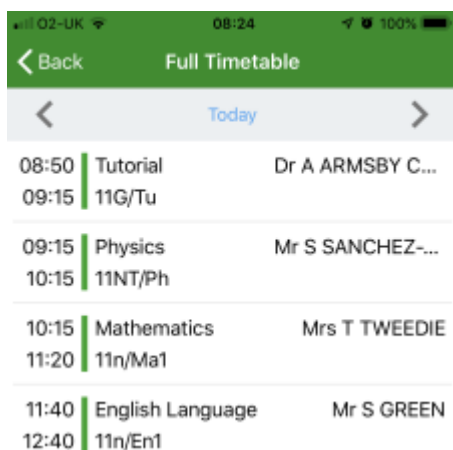


Tap back on messages and then your child's name to return to the main screen.



How to view your child's timetable

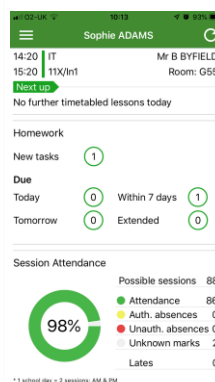
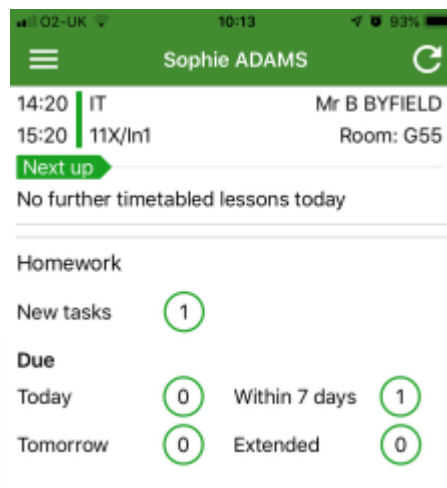
From the main screen tap on the timetable for more information.



You are then presented with today's timetable. You can tap or swipe to previous and future days at the top.

How to view your child's attendance

The attendance information is displayed on the main App page and shows the overall percentage attendance as a chart with details for authorised and unauthorised absence including a count of late marks. Where an unknown mark is displayed this may be due to the school waiting for confirmation for the reason of the absence.



FREQUENTLY ASKED QUESTIONS

1. Some of my child's progress indicators are below target, should I be concerned?

Not necessarily as the grade may be only just below target and it is not unusual for progress indicators to fluctuate between grades. The first time this arises you may want to ask your child why they think their grade is below and what they could do to improve. You could ask them about a subject where they are on target and discuss why there is a difference. Encourage them to speak to the teacher concerned. If the grade has remained below target for two or more updates you can contact the class teacher and ask for advice.

2. There is one or more progress indicators that are two or more grades below target. Should I be concerned?

This needs to be investigated. You can contact the Head of Department or class teacher to seek clarification about why grades are so far below target. You can also contact the House Leader who will collate information and offer appropriate support.

3. What should I say to my child after I have read their report?

If the majority of their subjects are on target, then do express a 'Well done!' Where the indicators suggest that they are below target, you can ask your child why they think that is. If they say that they 'don't know,' ask them to consider what they think they might be able to do to improve their performance. Encourage them to talk about that subject and explore any difficulties they have. Talking to the class teacher will give them valuable advice on how to improve.

4. Who do I contact if I am concerned about progress in a particular subject?

The Head of Department or appropriate teacher will be able to talk to you about progress in their subject. You can telephone the school (01694 722209) and the member of staff will return your call. You can also email admin@csschool.co.uk and your message will be forwarded to the appropriate member of staff.

5. Who should I contact if I am concerned about progress across a range of subjects?

The Head of Key Stage is the person to speak to. They will liaise with a number of subject teachers on your behalf and report back to you with what they have found. They will monitor progress between grade updates and offer advice to the student on how to improve.

6. What do you mean by a 'target grade'?

Targets are taken from progress indicators generated by the Fisher Family Trust. They compare the Key Stage 2 data of similar students nationally from previous years and the GCSE grades they went on to achieve. We select an indicator that would place your child in the top 20% of similar pupils nationally if they go on to meet their targets. Therefore, target grades are set with consideration to prior attainment (if there is no KS2 data available for a student, we devise target grades from our own tests and assessments) and we ensure that they are challenging but within reach.

7. What do you mean by 'attainment'?

Attainment means the actual score/grade that a student achieves in a test or assessment. This data combines to form the student's 'Current' grade.

8. What do you mean by 'progress'?

'Progress' measures your child's current attainment compared with where they should be given their prior attainment (e.g., KS2 results). For example, if a student were to achieve their target grade in a given subject, they would be making progress in-line with the top 20% of similar students nationally. Of course, nationally students with similar starting grades at KS2 go on to achieve the full range of grades for a variety of reasons. Progress is measured by calculating the difference between the attainment achieved in a test/assessment and the expected attainment of similar students nationally.

9. What is an 'attitude to learning'?

'Attitude to Learning' describes a student's approach to their work in and out of school, ranging from 'outstanding' and 'good' to 'requires improvement' and 'inadequate.' A student's attitude is key to successful learning and therefore a 'good' is the minimum expected standard.

10. How can my child be below target but have a good or outstanding attitude to learning?

At any particular time, a student may be in the process of acquiring the skills needed to achieve a particular grade as well as any associated knowledge. If at this time they are showing a positive attitude to learning and a desire to succeed, the student is showing an outstanding attitude even if they have not yet achieved their target. Attitude to learning is not linked to attainment - a student will not get 'outstanding' just because they are on target or even above target. Similarly, being below target does not mean that a student will get a poor grading for their attitude to learning.

11. I think my child's target is too low/high?

The target is merely a point on a scale against which progress can be measured. It does not place a restriction on what can be achieved, and it does not mean that the indicated grade can be easily achieved. In KS3 we are trying to predict what grade a student is tracking towards. There are obviously many factors that can influence the outcome, so it is not unusual for the current projected grade to fluctuate during a student's time in school. It is however important to notice any trend that may begin to show in a subject, or across a range of subjects, at any point in the year. If you have any concerns about this, you should contact the relevant Head of Department or Head of Key Stage.