



Parent GO 4 Schools Mobile App Quick Start Guide

The GO 4 Schools Mobile App keeps you informed about any of your children who attend any school that subscribes to GO 4 Schools to ensure you can see how they are performing at school. The App is completely free of charge to both parents and students, where the school has a subscription to the GO 4 Schools App module and can be downloaded from:


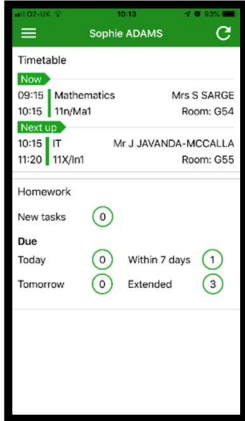
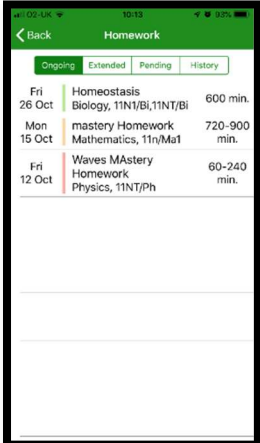
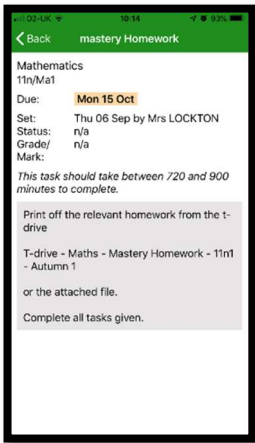


Google Play and the Google Play logo are trademarks of Google LLC.

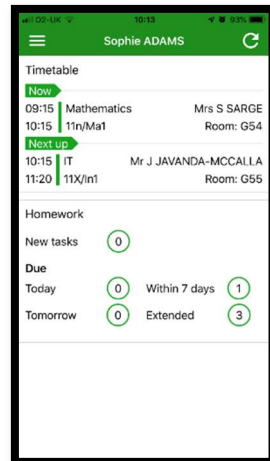
Apple, the Apple logo, iPhone, and iPad are trademarks of Apple Inc., registered in the U.S. and other countries and regions. App Store is a service mark of Apple Inc.

What the App can show you?

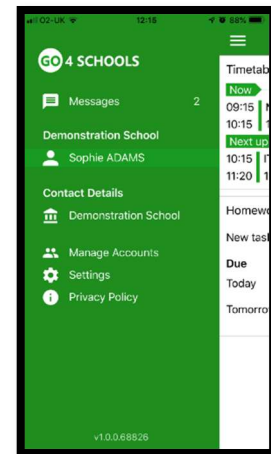
Currently you can view the timetable and homework for your children. This includes looking in depth at the homework set, including attached documents. You will also receive a summary of new homework tasks at the end of the school day.

<p>1. Tap on the App to open.</p> <p>2. Type in your email address and password. <i>This is the same email address and password you use to log into the GO 4 Schools website.</i></p> <p>3. Click on 'log in'. <i>If you are a first-time user, you will need to log into the website first to receive your password.</i></p>		<p>The homepage shows a student's current timetable and overview of the status of their homework.</p> <p>Tap on the timetable or homework to view more information.</p>	
<p>The homework card allows you to filter by ongoing, extended, pending homework or history.</p> <p>Tap on the specific homework you wish to view.</p>		<p>Detailed homework information is visible with attachments and weblinks.</p> <p>If the school tracks homework you can see when a class teacher has ticked off the completion of homework tasks or marks if the work has been assessed.</p> <p><i>Currently students cannot tick off homework tasks as complete.</i></p>	

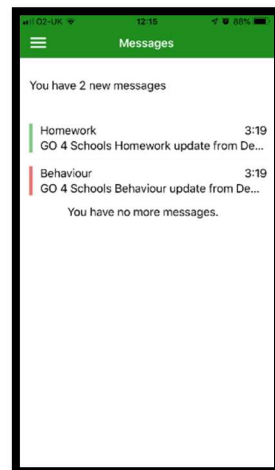
Tap on the menu in the top-left corner to access messages and settings.



From the menu you can view messages, or swap between schools and select individual students with GO 4 Schools accounts. Your settings can also be accessed from this menu.




In the message inbox tap on the message for more detail. Your messages will be organised by date order and titled by areas such as Homework and Behaviour.

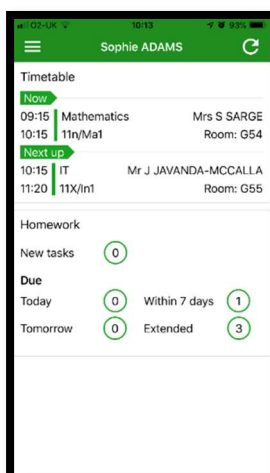


Here is an example of how a message might look.

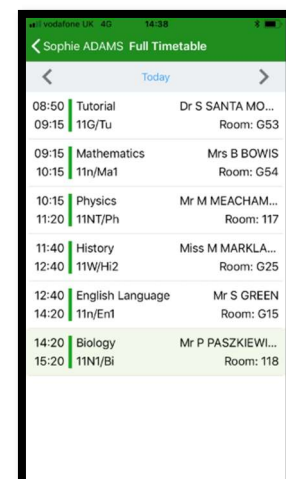
Tap back on messages and then your child's name to return to the main screen.



From the main screen you can also tap on the timetable for more information.



You are then presented with today's timetable. You can tap or swipe to previous and future days at the top.



Additional information will be available in the future if your school has access to different GO 4 Schools modules including attendance and behaviour data and notifications.