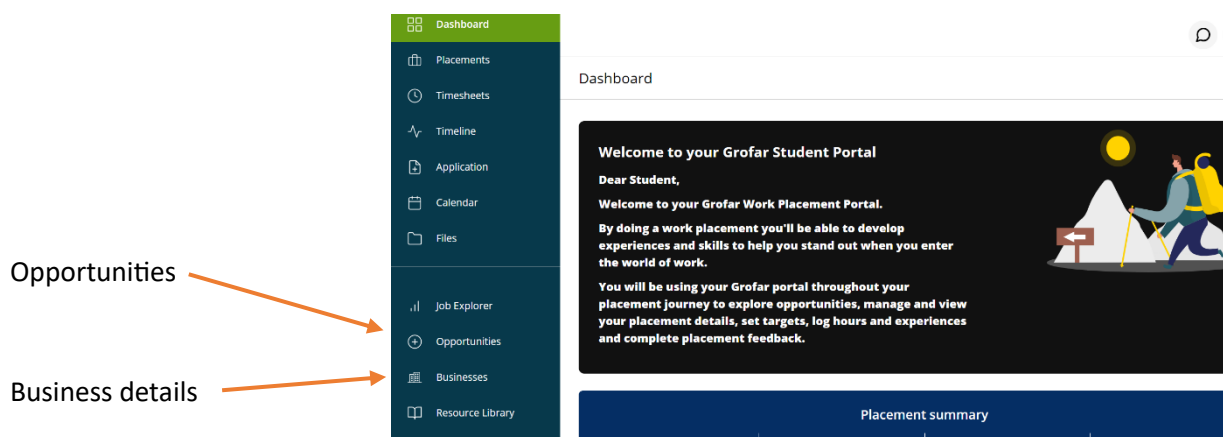
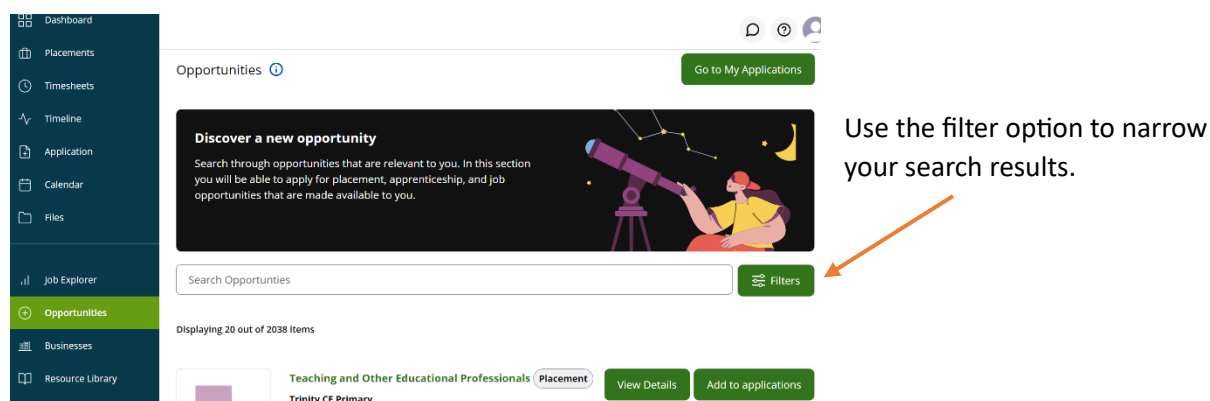


Entering placement details on Grofar

1. To start searching for opportunities on the system click the opportunities tab on the left-hand side. You can also search by company using the businesses tab.



2. This will take you to the opportunities page. you can search for opportunities to find out a bit more about the work placement. These opportunities have supported WEX in previous years.

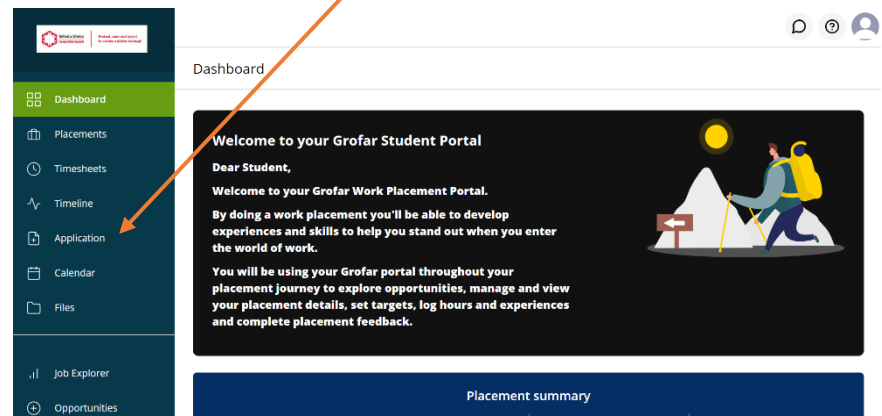


3. From your selection you can then look at the company details, find a contact name and email address for the company, you are also able to view google maps to find out where company is based.



4. All your potential placements will now sit in the applications tab.

- Contact the company if you are interested to get further info by calling them or sending an email.

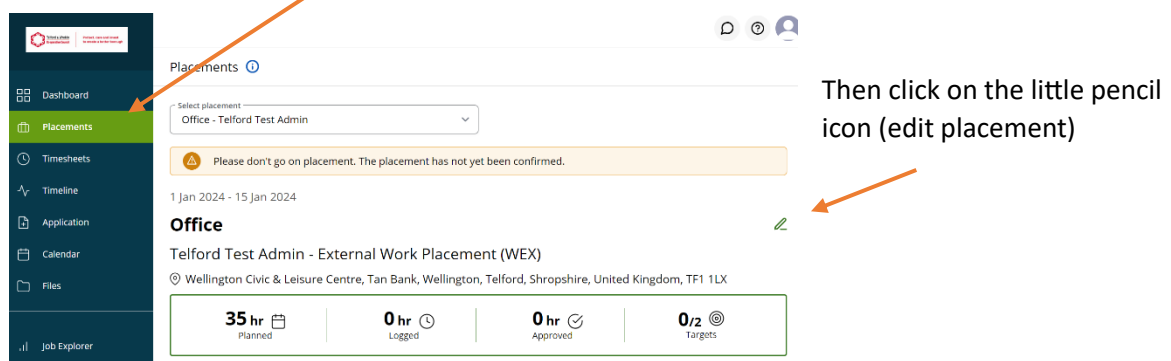


5. Once you have had confirmation back from the employer that they are happy to take you on placement, remove the other opportunities until you are left with just the one you are interested and then select apply. This will then send your request to your tutor and the H&S team for checking.

How to apply for an opportunity that doesn't exist on the database.

You may be accepted by a company that doesn't exist on the database. For example, it could be a placement with a family members business. If this is the case, you can add this opportunity to the database.

6. Simply Click the placements tab



7. Fill out the details of placement.

Edit Placement

Progress

- Placement Details
- Job Details
- Business Details
- Business point of contact
- Emergency Contact Details

Please provide all details of your work placement. Once you have provided all the required information, submit this form so that your work placement team can start arranging the placement.

To submit the form, complete all required fields marked with *

Placement Details ✓

What are the start and end dates? *

1 Jan 2024 - 15 Jan 2024

How many hours are you planning on working? *

35

☐ Is this for a part time job?

Job Details ✓

What is your job title? *

Office

What are your job duties/responsibilities?

Administration work may include

- data input
- searching
- photocopying
- use of computers and operating systems
- communicate with customers over the phone

- Don't forget an emergency contact person. This could be the school or your parents/carers. Once completed read the statement and tick to say you understand. And submit. This will now go to your teacher for review.

Emergency Contact Details ✓

Enter the contact details for a parent or carer that should be contacted in case of an emergency

Emergency contact name *

Jo

Emergency contact telephone *

123456789

Emergency contact email address *

Jo@gmail.com

☐ I understand once this information is reviewed or the placement has been accepted it cannot be amended

I have made my work experience choice(s) and agree to **Green Abbey College** using my data to organise a placement for me. I understand that changes cannot be made once my placement is confirmed.

I agree to take part in this work experience scheme and attend my placement with the allocated business. I also agree to keep confident any information about the business that I may obtain during this work period and not to disclose any information to any other person without permission of the business. I also agree to observe all safety, security, and other regulations that are made known to me either by the business's representatives or is displayed on instructions.

Submit Save as Draft

9. Help and Support:

- If you get stuck at any point, then Grofar has got a useful guide and videos on how to use the system.

Dashboard

Welcome to your Grofar Student Portal

Dear Student,

Welcome to your Grofar Work Placement Portal.

By doing a work placement you'll be able to develop experiences and skills to help you stand out when you enter the world of work.

You will be using your Grofar portal throughout your placement journey to explore opportunities, manage and view your placement details, set targets, log hours and experiences and complete placement feedback.

Placement summary

Or speak to the Careers and work experience coordinator in your school.